

# Indian River School District

## CLEVER PORTAL to Access Benchmark, iReady, and Dreambox On-Line

### Computer Directions:

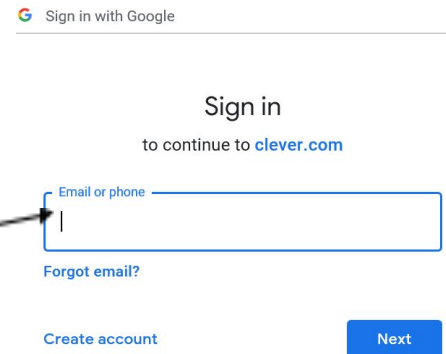

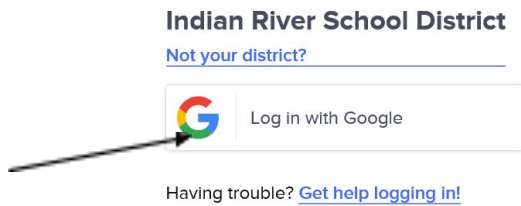
**How to Sign-in:** It is recommended that you use Google Chrome as your browser.

**1. Visit [www.irsd.net](http://www.irsd.net) and select the header "Parents & Students"> Then select "Student Portal" >Then Select "Clever".**



**Clever Portal**  
(Achieve 3000, Springboard, Benchmark)

**2. Next need to log into your Indian River School District Google account. You may be directed to enter your google account info twice. Enter the whole IRSD google account- [first.lastname@irsd.k12.de.us](mailto:first.lastname@irsd.k12.de.us) (example- john.smith@irsd.k12.de.us)**



**3. Please enter your IRSD Google username and password to sign-in.**



**Google Account Username:**  
**first.lastname** (example-[john.smith](#))  
**Password:** student ID/lunch #

**4. Once you enter the Clever Dashboard you can click on the Benchmark, iReady (Reading) or Dreambox (MATH) to start!**



#### Enter your username and password

Please enter your email address and password in the form below.

Username  @irsd.k12.de.us

Password

Remember my username

#### Forgot Password?

**For Teachers:** Use your IRSD e-mail password to sign in. If you do not know the password, please contact Technology Support Services

**For Students:** Use the same "firstname.lastname" format and password used to log into a student computer or Chromebook

**5. If you have more than one IRSD student using the same computer at home please select the IRSD student account you want to access when prompted. Then select the program you want to use in the clever portal. Your child's teacher page is where you can find online content shared by your child's teacher.**

#### Teacher Pages

